

Syncing, Your Phone or iPad to your EPSD student e-mail account.

You can now sync your mobile device to your EPSD student e-mail account. No app is needed. Directions for iPhone/iPad are below. Please note: some devices may be slightly different, and have options in different places. However, all necessary information is below.

E-mail Address: Your Email address would be something like username@student.epsd.us

Username: Your username (Usually Something like Sstudent23)

Password: Your password

Mailbox type: Exchange

Server Address: mobile.student.epsd.us

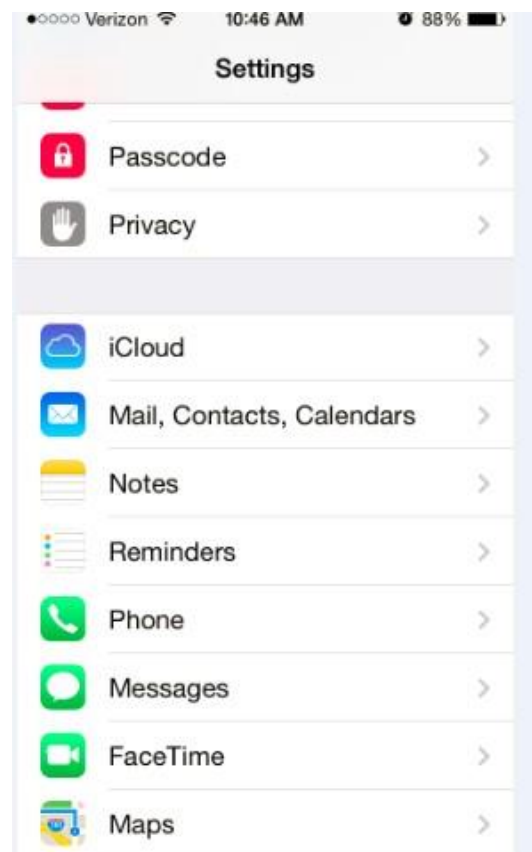
Note: When reading a message on your phone or iPad it will also mark it read when you login via a computer. When you delete a message from your phone/iPad it will also delete it via the web interface as well. This is not duplicated, rather changes are synced. Please allow 1-2 minutes for these changes to propagate.

On Apple iPhone/iPad (Android phones will look different, however, they should ask the same questions)

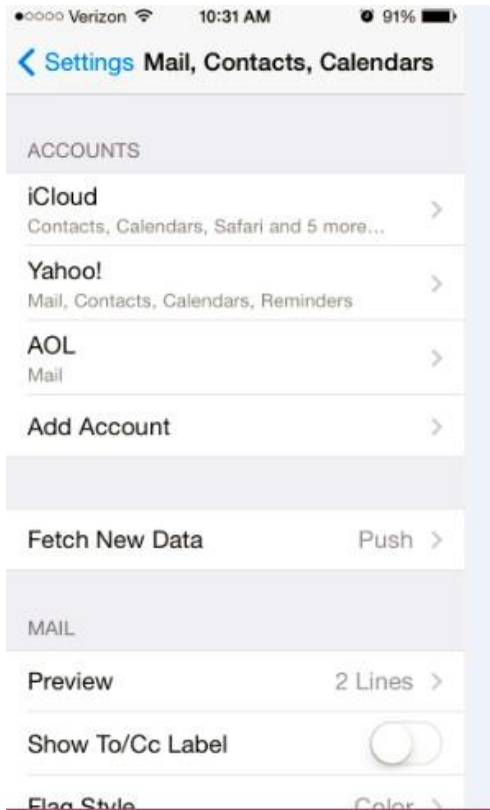
1) Open Settings




2) Select Mail, Contacts, Calendars



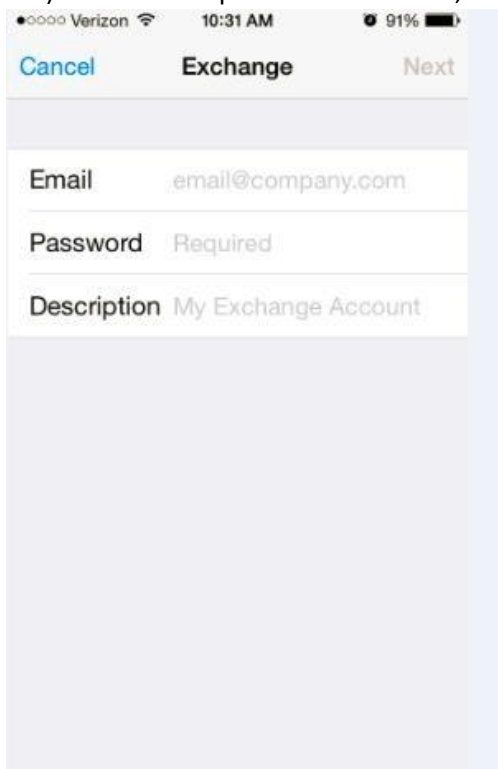
3) Select Add Account



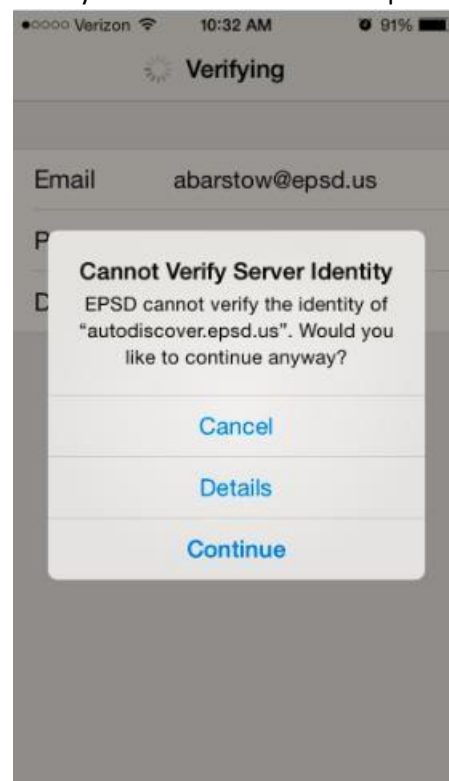
4) Select Exchange



5) Enter the requested information, click next



6) You may have to click continue if prompted



7) Move the Sliders to turn on or off syncing for the categories you desire. Then click Save. Green mean Sync

